

HEAVYDUTY

Commercial umbrella

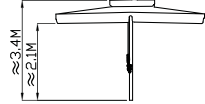
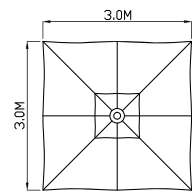
U8-303F-2 ☒ Square 10' x 10' (3 x 3m)

U8

GENERATION-VIII



ALUMINIUM FRAME
DURABLE & STRENGTH



U8-303F-2

☐ 3X3M
= 9.0M²
≈ 23KG
≈ 27KG
95KM/H



HANDLE MECHANISM



U8-303F-2L

Optional Features

Special Features



HEAVYDUTY

Commercial umbrella

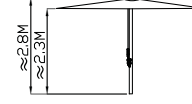
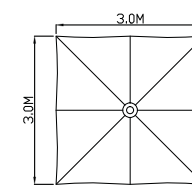
U8-250X ☒ Square 8' x 8' (2.5 x 2.5m)
U8-270X ☒ Square 9' x 9' (2.7 x 2.7m)
U8-303 ☒ Square 10' x 10' (3 x 3m)

U8

GENERATION-VIII



ALUMINIUM FRAME
DURABLE & STRENGTH



U8-303

☐ 3X3M
= 9M²
≈ 21KG
≈ 24KG
90KM/H

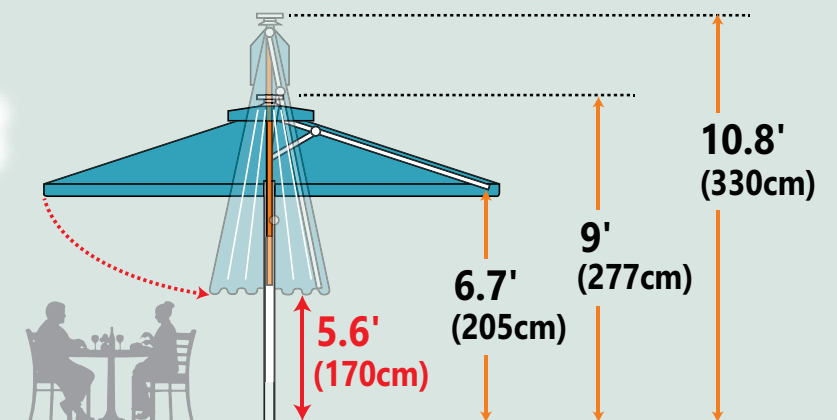


HANDLE MECHANISM



Free Seating

No need to remove seating or tables beforehand

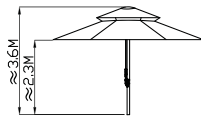
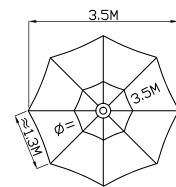


U8

GENERATION-VIII



ALUMINIUM FRAME
DURABLE & STRENGTH




U8-350-2


Ø3.5M
=9.6M²
≈25KG
≈29KG
95KM/H



HANDLE MECHANISM



Optional Features



LED Lights



U8-350-2L



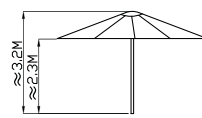
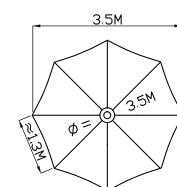
HINGE BASE

U8

GENERATION-VIII



ALUMINIUM FRAME
DURABLE & STRENGTH




U8-350

Ø3.5M
=9.6M²
≈24KG
≈28KG
90KM/H



HANDLE MECHANISM




**WIND RESISTANT
UP TO 100 KPH!**

Optional Features




Granite Weight



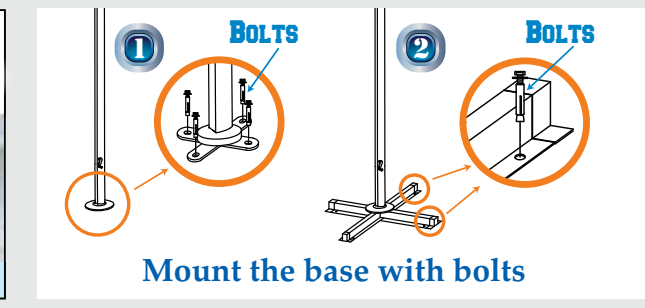
Rolling Base



Square Base



Super Strong Durable



Mount the base with bolts